

Florida Virtual School® (FLVS®) District Enrollment Summary

2020-21



FLVS is a Florida Public School District

FLEX SCHOOLS

	FLVS Flex K-5 (0700)	FLVS Flex 6-8 (0500)	FLVS Flex 9-12 (0600)
Total Semester Completions*	95,936	127,676	395,144
Students Served	18,003	43,282	179,878
Average # of Flex Semester Completions* per Student	5.33	2.95	2.20
School Type			
Charter School	1,139	3,565	8,215
Homeschool	78,057	76,559	110,953
Private School	5,702	11,430	30,938
Public School	11,034	35,987	242,449
No School Selected	4	135	2,589
Gender			
Female	50%	53%	58%
Male	50%	47%	42%
Free/Reduced Meals			
Female	17%	17%	22%
Male	18%	15%	14%
Race**			
American Indian or AK Native	1.8%	1.9%	2.0%
Asian	3.8%	4.9%	4.7%
Black or African American	13.8%	11.2%	16.3%
Multi-Racial	9.2%	7.4%	6.3%
Native Hawaiian or Other Pacific Islander	0.6%	0.5%	0.8%
White	70.8%	74.0%	69.9%

FULL TIME SCHOOLS

FLVS Full Time K-5 (0300)	FLVS Full Time 6-8 (0801)	FLVS Full Time 9-12 (0400)
52,105	36,855	49,824
4,754	3,302	4,479
52,105	36,855	49,824
52%	51%	59%
48%	49%	41%
18%	17%	22%
17%	17%	14%
0.2%	0.4%	0.4%
4.0%	3.2%	3.0%
11.0%	9.6%	9.8%
10.5%	8.5%	7.0%
0.3%	0.2%	0.2%
74.1%	78.1%	79.6%

*For 2020-21 fiscal year. A semester completion equals a successful completion (passing grade) of one semester of a course.

**Percentages may not add to 100 due to rounding.

FLVS District Enrollment Summary by Year

Quick Facts

	2020-21	2019-20	2018-19	2017-18
Semester Completions*				
Flex Semester Completions	618,756	502,230	459,974	420,604
Full Time Semester Completions	138,784	59,960	58,071	71,903
District Total Semester Completions	757,540	562,190	518,045	492,507
Students Served**				
Flex Students Served	232,304	218,593	209,965	200,886
Full Time Students Served	12,535	5,770	5,540	6,481
District Total Students Served	244,839	224,363	215,505	207,367
Semester Completions* by School Type***				
Public & Charter	58%	60%	63%	68%
Homeschool	35%	32%	29%	25%
Private	6%	8%	8%	7%
Semester Completions* by Race				
White	72%	71%	72%	72%
Minority	28%	29%	28%	28%
Semester Completions* by Gender				
Female	55%	57%	57%	57%
Male	45%	43%	43%	43%
Advanced Placement Course Semester Completions*				
Total AP Semester Completions	14,964	10,586	10,918	10,086
Semester Completions* in Priority Schools (FLVS Flex only)*				
Rural	15%			
Low-Performing	1%			
High-Minority	13%			

District by Grade

	2020-21
Kindergarten–Grade 5	
Semester Completions	148,041
Students Served	22,757
Grades 6–8	
Semester Completions	164,531
Students Served	46,584
Grades 9–12	
Semester Completions	444,968
Students Served	184,357

*A semester completion equals a successful completion (passing grade) of one semester of a course.

**Total student served represents unique students regardless of grade level changes within the school year.

***Percentages may not add to 100 due to rounding.

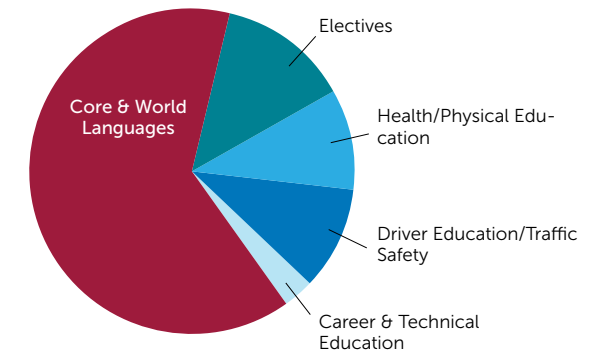
*Calculations are based on semester completions at public and charter schools.

FLVS District Enrollment Summary by Year continued

Quick Facts

	2020-21	2019-20	2018-19	2017-18
Top District Participation by Semester Completions*				
Miami-Dade	11%	13%	13%	14%
Orange	10%	8%	8%	7%
Hillsborough	9%	10%	11%	10%
Palm Beach	7%	8%	8%	7%
Broward	7%	7%	8%	8%
District Virtual School Semester Completions*	460,782	185,141	185,717	168,807
FLVS Global School Semester Completions*	8,941	6,724	6,832	5,196
Staff Demographics**				
Total Number of Staff	3,143	2,439	2,348	2,205
Support Staff	577	590	576	577
Full-time Teachers	2,566	1,849	1,772	1,572
Adjunct Teachers	0	0	0	56

	2020-21
FLVS Flex Student Course Completions by Subject Area	
Core & World Languages	69%
Electives	11%
Health/Physical Education	8%
Driver Education/Traffic Safety	8%
Career & Technical Education	4%



5.9 million
SEMESTER COMPLETIONS
SINCE 1997

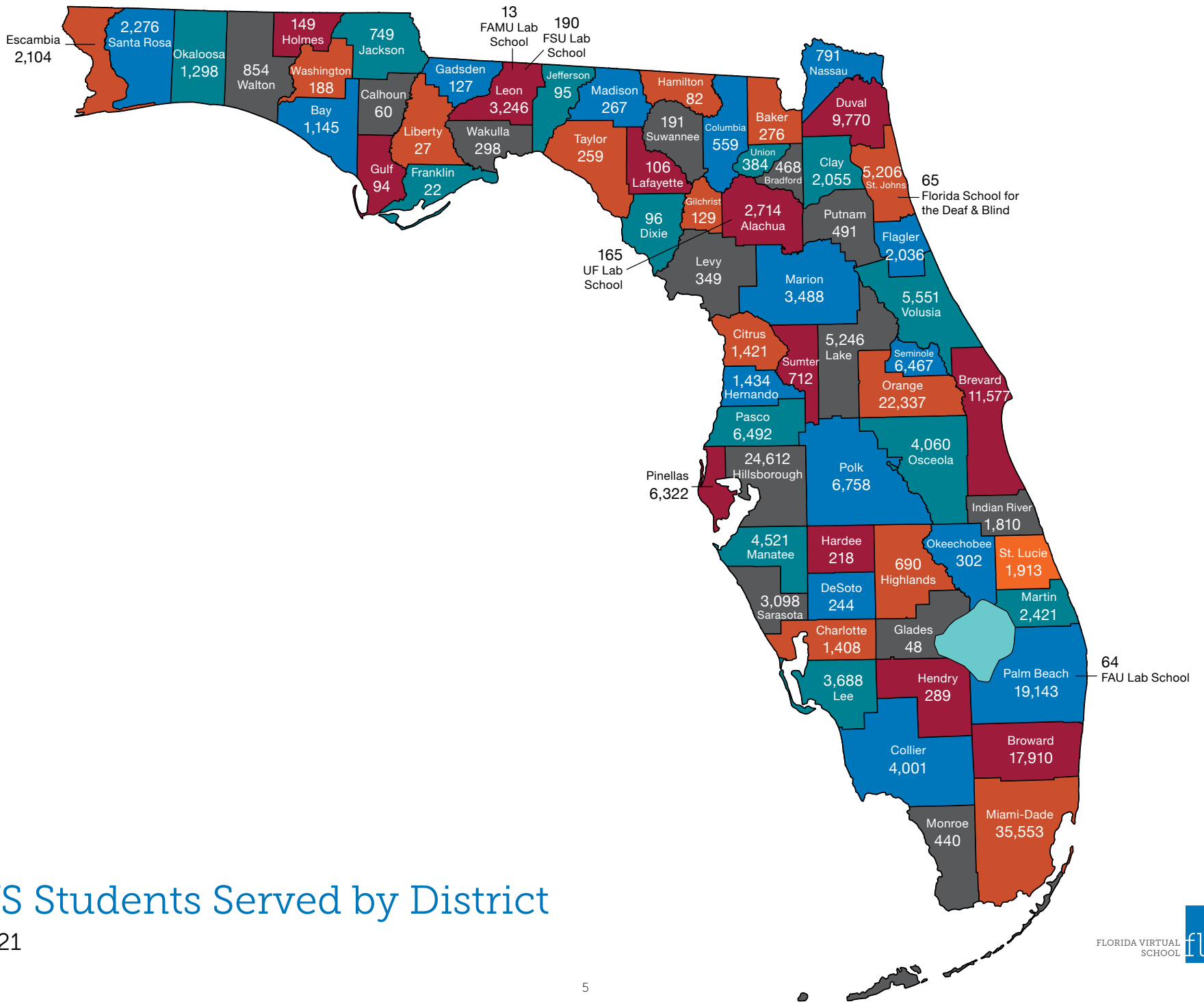
190+
COURSES OFFERED
IN 2020-21

303
DIGITAL LEARNING LABS
IN 2020-21

1,048
FULL TIME GRADUATES
IN CLASS OF 2021

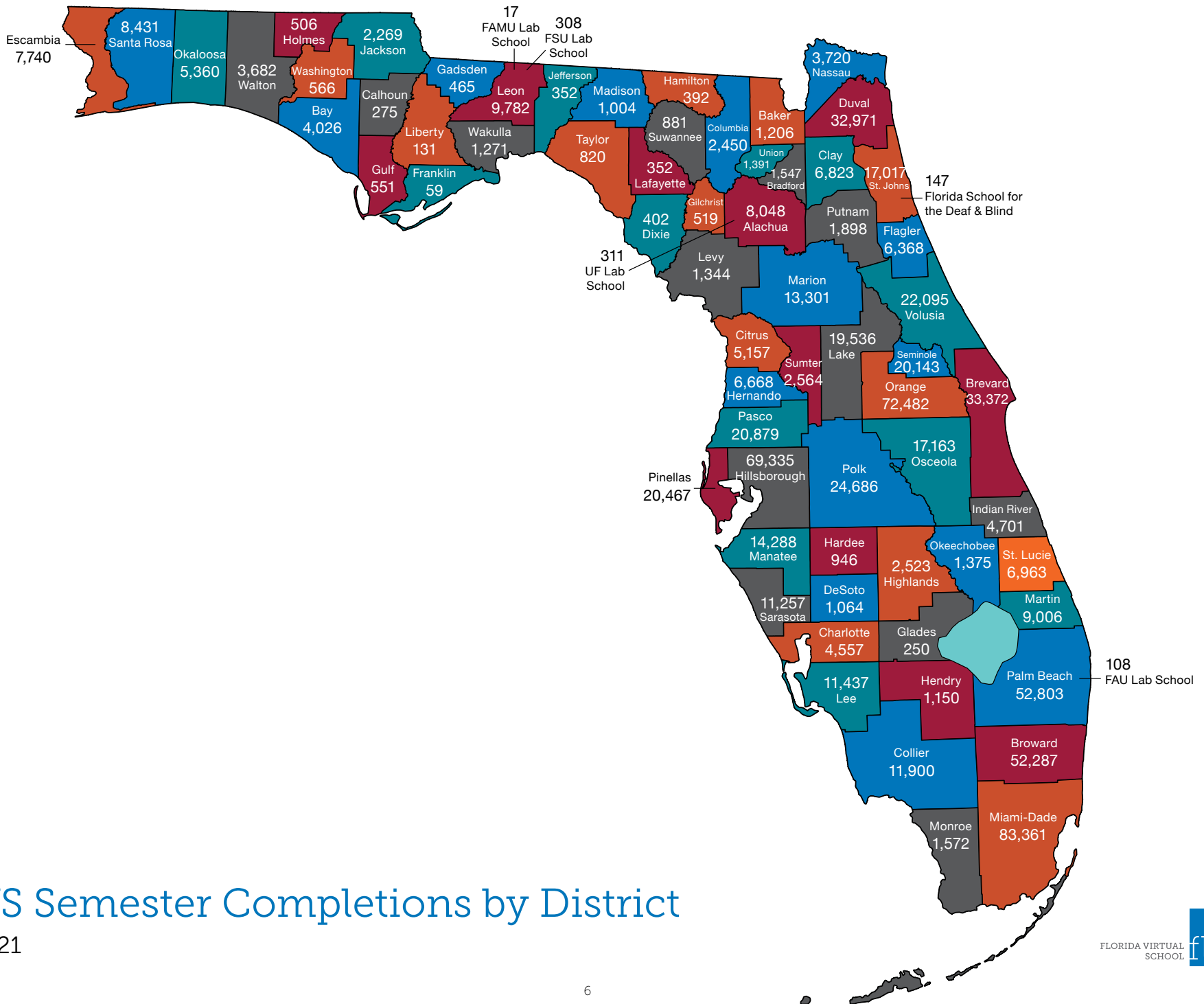
60+
STUDENT CLUBS
IN 2020-21

*A semester completion equals a successful completion (passing grade) of one semester of a course.
**As of Aug. 13, 2020.



FLVS Students Served by District

2020-21



FLVS Semester Completions by District

2020-21