



FLORIDA VIRTUAL  
SCHOOL



## Year-Over-Year Trends in Achievement Gaps

An achievement gap refers to a significant disparity in academic performance between two groups of students. This report looks at year-over-year results from standardized Florida assessments and End-of-Course exams for English Language Arts and Math, comparing student performance between Florida Virtual School (FLVS) Full Time students, and students across the state of Florida. The report focuses on student subgroups of race, socioeconomic status, and disability status.

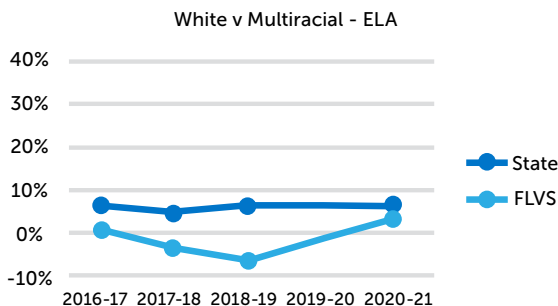
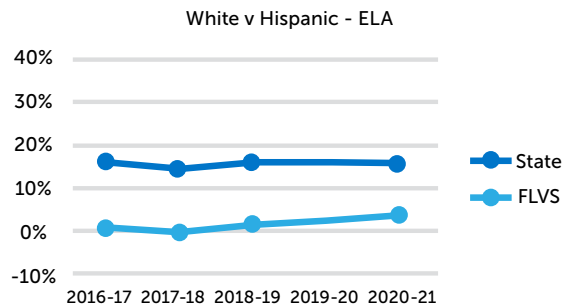
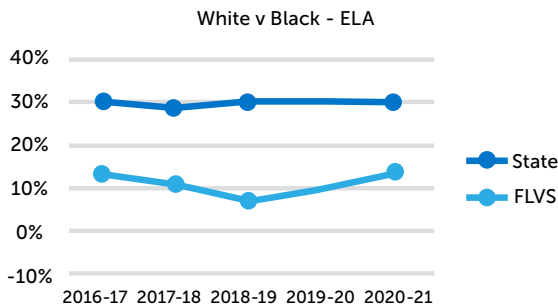
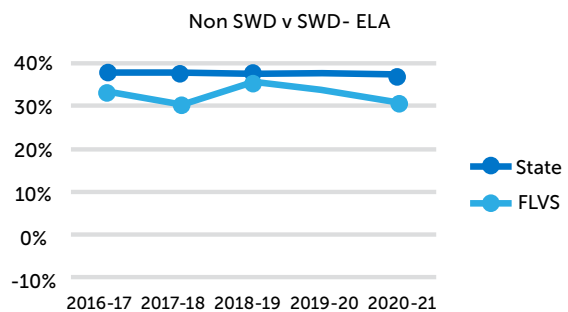
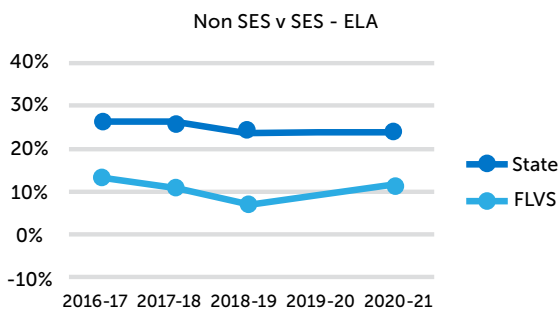
Using data from the Florida Department of Education, FLVS Analysis, Assessment, and Accountability team calculated the achievement gaps among these subgroups. The gap was calculated by subtracting the percent of the minority subgroup who scored at a proficient level or higher (Levels 3-5) from the percent of the majority group who scored at a proficient level or higher on state tests. For example, if 55% of Black students scored at proficient or above and 58% of White students scored at proficient or above, the Black-White achievement gap would be calculated as 3%.

The Florida Virtual School Full Time curriculum includes a variety of instructional approaches that are supported by internal and external research. Teachers monitor the progress of each student throughout the year, and they engage students and families with practices such as discussion-based assessments. FLVS Full Time teachers also receive extensive training and ongoing support. As a result, the achievement gaps among students enrolled in FLVS Full Time are consistently lower than the state. The combination of its instructional model, certified teachers, professional development, and an ongoing goal to offer students the curriculum choices and instructional rigor they need for a personalized educational journey contributes to the success of Florida Virtual School students.

# English Language Arts Florida Standards Assessments Scores Grades 3-10 Combined

The figures below compare changes over time in the achievement gap between students attending Florida Virtual School (FLVS) Full Time and students across the state of Florida for the English Language Arts (ELA) Florida Standards Assessments (FSA).

The achievement gap among students enrolled in FLVS Full Time is consistently lower than students across the state, and this is especially true when comparing students with low socioeconomic status to their peers, and when comparing White and Black students. For White and Hispanic students, the achievement gap among FLVS students has remained close to zero since 2016-17. Additionally, Multiracial students at FLVS frequently outperform their White peers on the ELA FSA (i.e., the gap size is less than 0%). The largest achievement gap is for students with and without disabilities, both at the state level and among students attending FLVS.

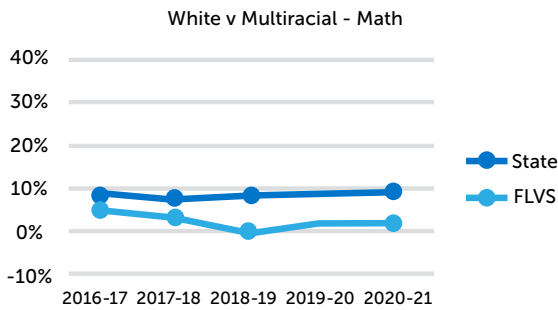
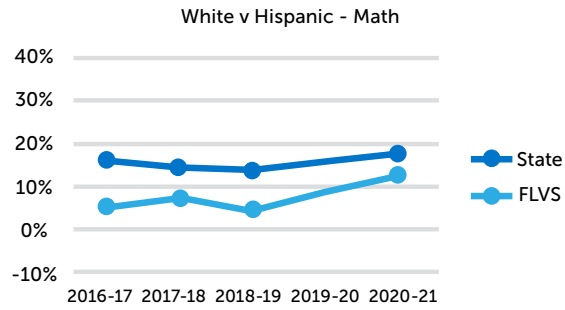
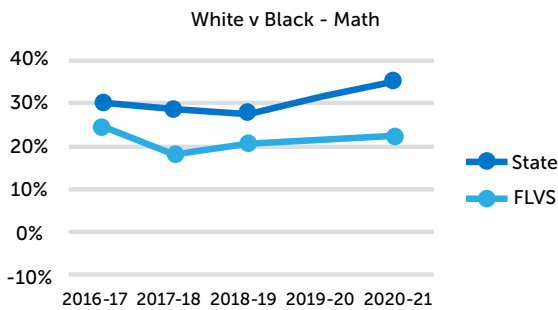
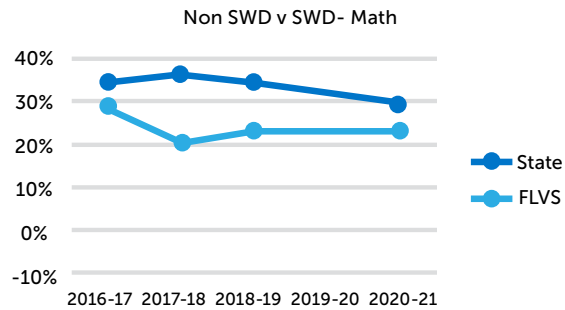
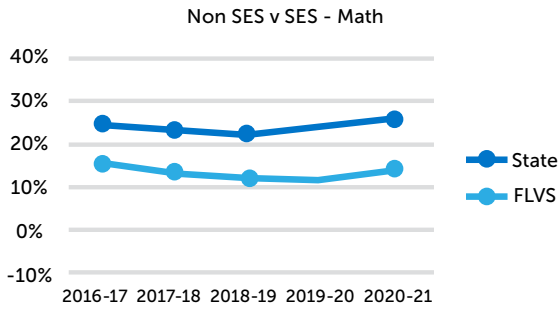


Non SES vs. SES refers to economically disadvantaged students vs. not economically disadvantaged students

SWD refers to Students with Disabilities vs Students Without Disabilities

# Math FSA and Math End-of-Course Assessments (EOCs) Scores Grades 3-10 Combined

The figures below compare changes over time in the achievement gap between students attending FLVS Full Time and students across the state of Florida for the Math FSA and Math EOCs. The achievement gap among students enrolled in FLVS Full Time is consistently lower than students across the state for all subgroups. Except for students with and without disabilities, the size of the achievement gap in math grew slightly during the pandemic for all students.



Non SES vs. SES refers to economically disadvantaged students vs. not economically disadvantaged students

SWD refers to Students with Disabilities vs Students Without Disabilities